

INTERNATIONAL

# FRESH PRODUCE

ASSOCIATION

---

**2024 Germany**

**Floral Industry Brand**

---



## Who we are:

International Fresh Produce Association (IFPA) is the leading global trade association representing companies in the fresh produce and floral supply chain.

## We are here to:

- advocates for members and industry;
- connects individuals and organizations with ideas, data and with each other;
- guides with education, insight, expertise, and solutions.



## Floral Industry Branding

In today's fast-paced world, people have many options for gifts and small acts of self indulgence. But where will they spend their dollars tomorrow? The floral industry's brand is vital in capturing consumers' attention, preference, and loyalty.

**Why it matters:** Understanding our brand is crucial. By resonating with consumers, we can increase our market share and compete against other products.

**The big picture:** A brand is shaped by consumer perception and every aspect of the industry. And to win the fight, floral must be ready to compete with confections, beauty products, home décor, and much more.

**The bottom line:** Consumer feedback helps us understand brand perception and increases our ability to compete.



## Understanding Brand Perception

Brand perception is crucial in developing relationships with customers and winning their loyalty.

**Why it matters:** Consumers always consider their emotional connection when choosing between items that fulfil a similar purpose whether it be hunger in the produce category or indulgence in the floral category.

**The big picture:** Understanding the personality and attributes of our industries helps us connect with consumers.

**The bottom line:** Leverage industry personality and attributes to help shape your brand perception with consumers.



# A guide for marketers

## What this research tell us:

- While the reputation of the floral industry is mediocre, it can be strengthened in marketing by pairing it with the produce industry.
- The floral industry lags behind all other benchmarked industries except meat. It can benefit by demonstrating innovations in breeding and growing as well as showing flowers in modern settings.
- Floral marketing can build off the industry's personality of being friendly and trustworthy– “flowers should be everywhere people gather.”
- There are opportunities to build on such as makes room for variety of brands, is innovative, offers unique products, and attracts top talent. These matter to consumers, yet the floral industry is not leveraging these attributes.
- The floral industry is attractive to Gen Z, allowing it to attract the best talent.
- Gen Z see the floral industry as supporting the wellness movement. This is an opportunity to sell flowers to Gen Z on a regular basis.



# Methodology and Sample Composition

The study was conducted using an online methodology, with all fieldwork conducted on the Russell Research survey website. A total of 4,533 interviews were conducted for the study from February 9 – 28, 2024. Participants were sourced from leading online research panels.

To qualify for study inclusion, respondents were screened to meet the following qualifications:

- Age 18 - 78
- Primary or shared responsibility for purchasing groceries for household
- Purchase groceries once a month or more often
- Typically purchase groceries at a supermarket/grocery store or online retailer
- Reside within the United States, Brazil, the United Kingdom, Germany, China or Australia
- Does not work in a competitive industry

All research was carried out in compliance with all relevant legal and ethical requirements within the United States and in compliance with ISO 20252:2019.



# Floral Germany Summary

- Consumer impressions of the *floral industry in Germany* lag behind most of the benchmark industries.
  - 38% respondents have a favorable impression
  - 28% of respondents believe the *floral industry* is 'on its way up' or 'improving.'
  - The floral industry has a mediocre reputation.


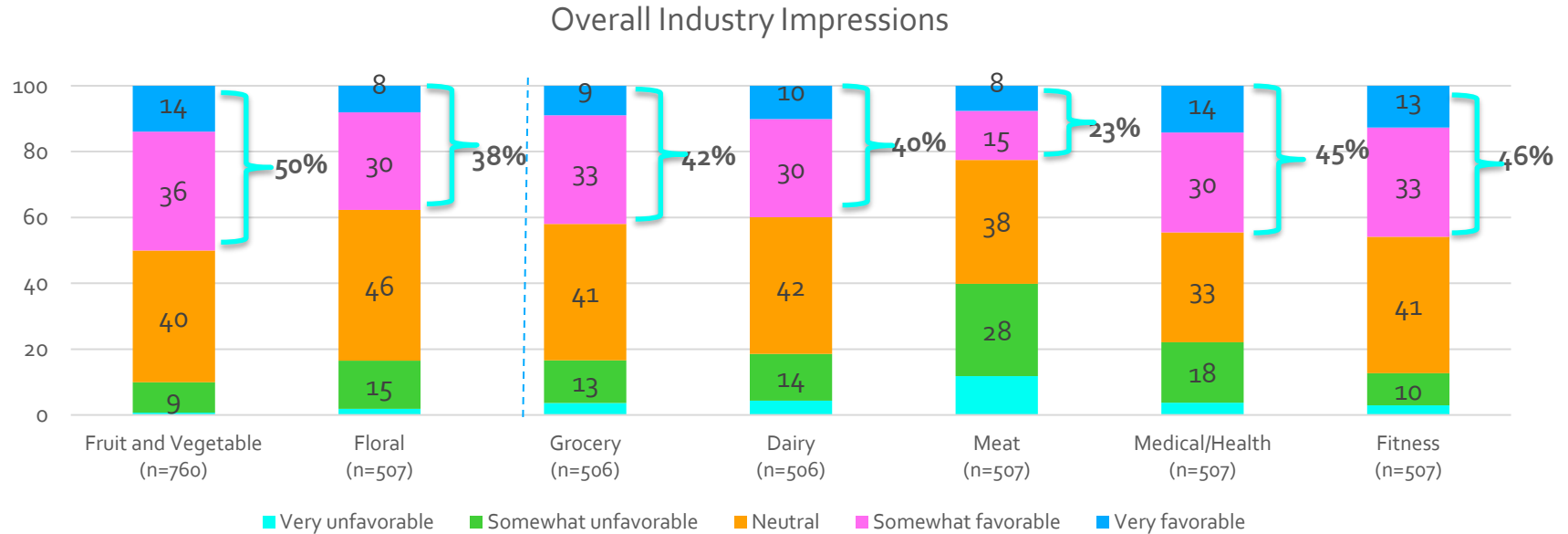
Critically important for the floral industry	Floral Industry Personality Traits
<ul style="list-style-type: none"><li>• Is trustworthy</li><li>• Is mindful of the environment</li><li>• Is innovative</li></ul>	<ul style="list-style-type: none"><li>• Friendly</li><li>• Classic</li><li>• Exotic</li><li>• Trendy</li></ul>

- Relative importance analysis indicates a need to communicate treats employees fairly and attracts the top talent.



# German consumers do not have a favorable impression of the floral industry. It lags behind produce, grocery, medical, fitness and dairy.

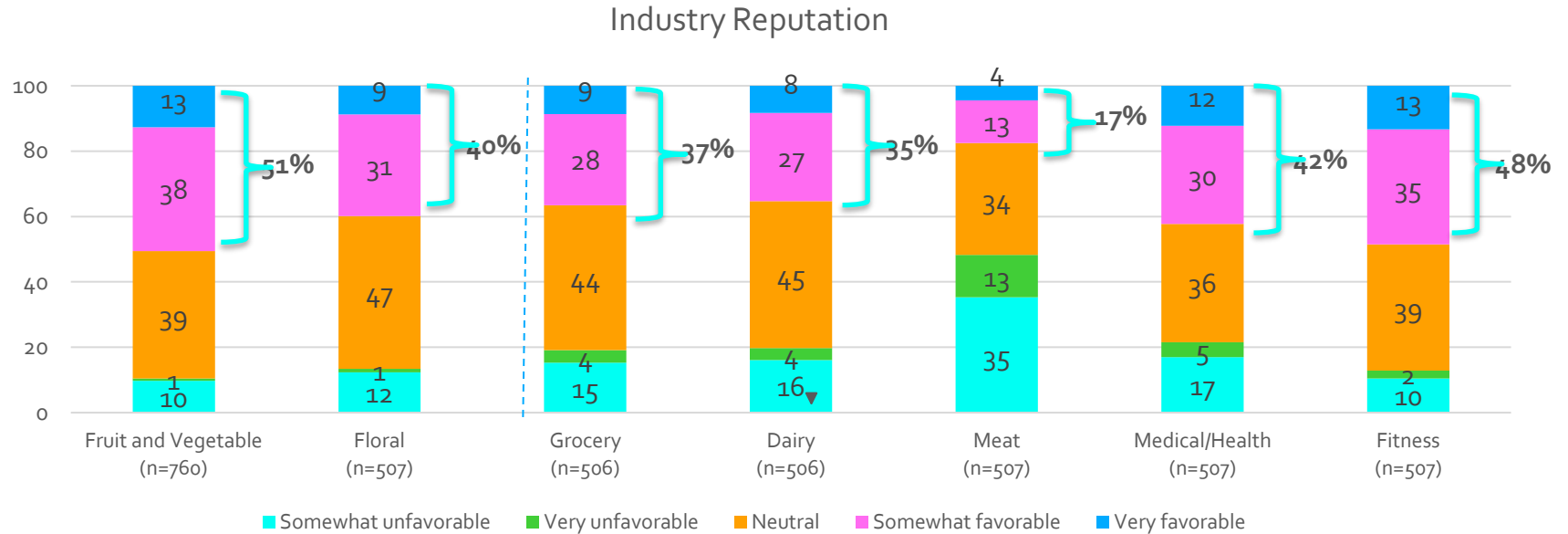
**TIP:** The floral industry can use produce and grocery in messaging to receive a lift from their halo.





# The floral industry in the Germany has a mediocre reputation although it leads grocery, dairy, and meat.

**TIP:** The floral industry can use produce in messaging to receive a lift from their halo.

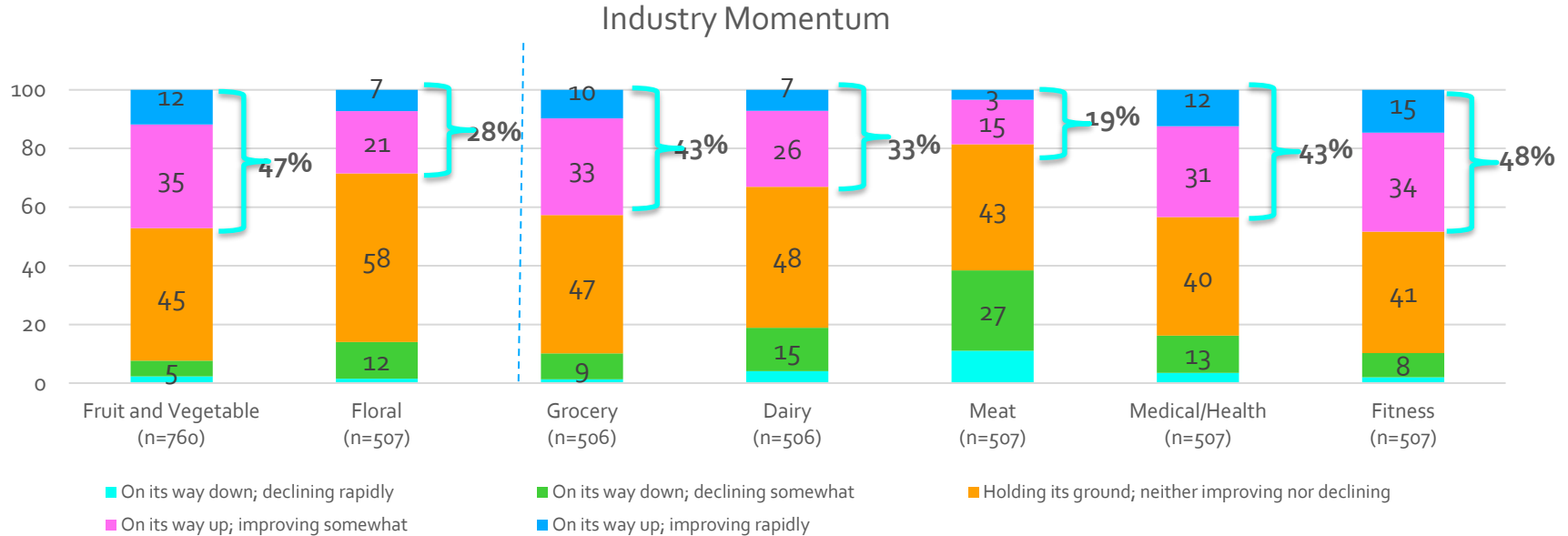


Base: Total Germany Respondents Evaluating Industry  
 6. Which of the following best describes what you feel is the current reputation of the [INSERT INDUSTRY]?



# Most consumers in the Germany view the floral industry as stagnant, behind most of the benchmarked industries except meat.

**TIP:** This is an opportunity for the floral industry to show its modern, dynamic, and innovative side.



Base: Total Germany, Respondents Evaluating Industry

5. When you think about certain industries, some seem to be on their way up and have a lot going for them, while others don't. Which of these statements best describes how you feel about the [INSERT INDUSTRY]?



# German Floral Industry Drivers



# Relative Importance for German Floral Industry

## Relative Importance

### What is it?

It is an extension of regression analysis that allows us to assess which attributes are most important and exactly how much more important one is than another.

### The most important factors to German consumers when evaluating the floral industry is:

Trustworthy  
Innovative  
Mindful of the environment.

	Relative Importance	Rank Order
Total Germany Respondents Evaluating Floral Industry	(507)	
Is trustworthy	16.37	1
Is innovative	12.09	2
Is mindful of the environment	11.92	3
Treats employees fairly	9.45	4
Makes room for a wide variety of brands	7.44	5
Offers unique products and experiences	7.31	6
Attracts top talent	6.93	7
Creates products or services worth paying extra for	6.17	8
Is transparent in its production/service methods	4.51	9
Values diversity, equity and inclusion	4.21	10
Adapts quickly to meet the needs of consumers	3.31	11
Uses technology wisely	2.66	12
Offers affordable options	2.52	13
Promotes individual health	1.86	14
Promotes public health	1.66	15
Helps solve some of society's most pressing problems	1.58	16



# Stated vs. Relative Importance – German Floral Industry

The results of the Relative Importance Analysis are compared to what consumers state is important to them and plotted on a quadrant map. From this map, three important groupings of attributes are defined as follows:

## Critically Important

(High Relative / High Stated Importance)

- **These are strong positioning attributes if an industry can deliver in these areas.**
  - ✓ Is trustworthy
  - ✓ Treats employees fairly
  - ✓ Is mindful of the environment

## Hidden Opportunities


(High Relative / Low Stated Importance)

- **These drivers may not be expressed but are important positioning attributes.**
  - ✓ Is innovative
  - ✓ Makes room for a wide variety of brands
  - ✓ Offers unique products and experiences
  - ✓ Attracts top talent

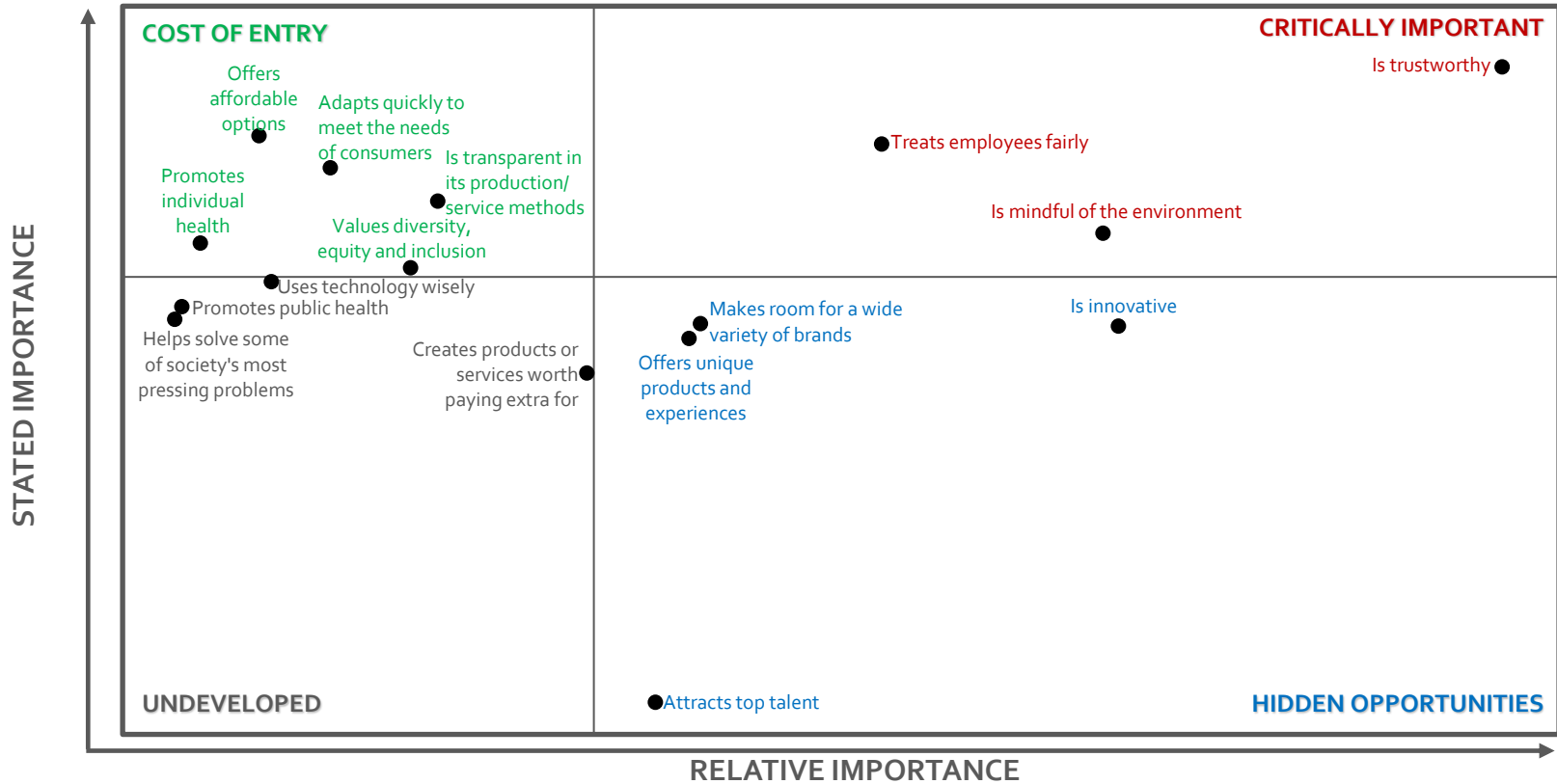
## Cost of Entry

(Low Relative / High Stated Importance)

- **These are important for all category industries to deliver. They are necessary but provide no leverage.**
  - ✓ Offers affordable options
  - ✓ Adapts quickly to meet the needs of consumers
  - ✓ Is transparent in its production/service methods
  - ✓ Values diversity, equity and inclusion
  - ✓ Promotes individual health



# Stated vs. Relative Importance – German Floral Industry

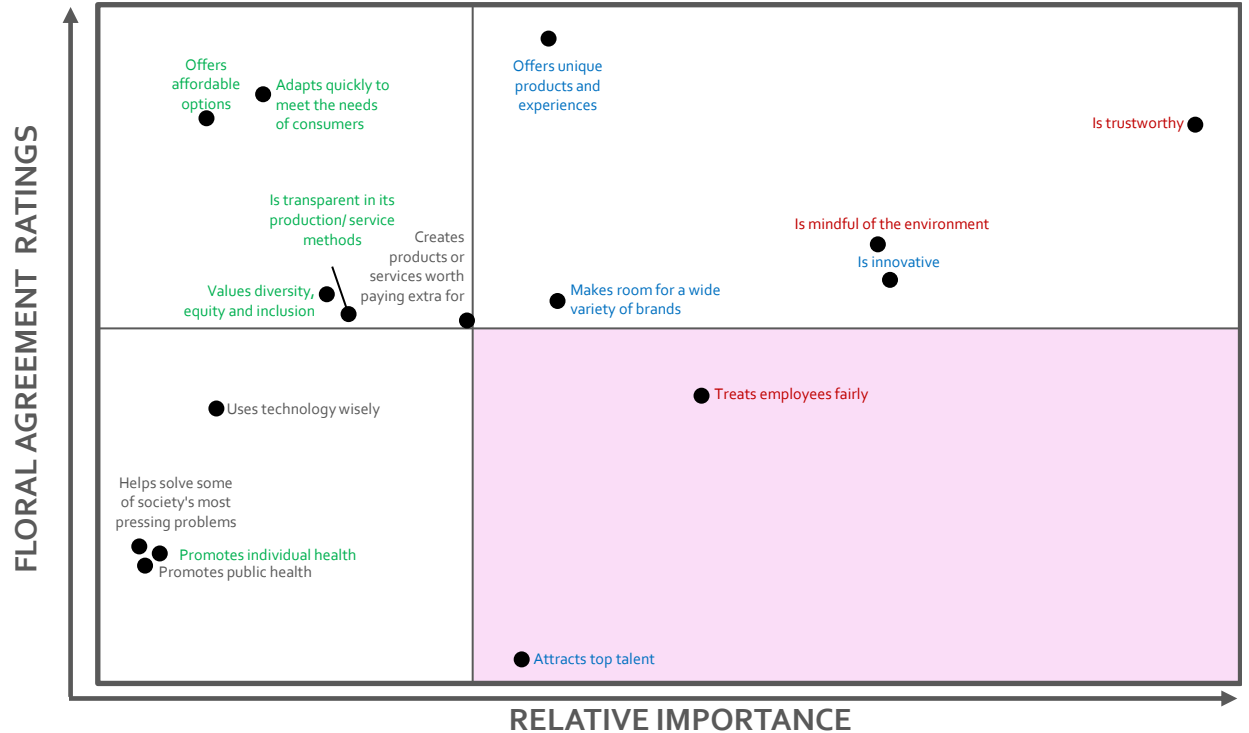


# Relative Importance vs. Floral Agreement Ratings

The relative importance of each statement and respondents' agreement that the industry portrays that statement was plotted on this map.

Attributes on the right side are most important to respondents.

**It appears the floral industry is not delivering on the important drivers of treats employees fairly and attracts the top talent in Germany.**



# German Floral Industry Personality



AI Chosen Image to Depict  
Floral Industry

	Fruit and Vegetable	Floral	Grocery	Dairy	Meat	Medical/Healthcare	Fitness
Total Germany Respondents Evaluating Industry	(760)	(507)	(506)	(506)	(507)	(507)	(507)
	%	%	%	%	%	%	%
Exotic	31	28	7	4	5	3	4
Friendly	31	44	32	24	13	19	32
Classic	30	35	30	37	35	25	14
Confident	26	19	22	24	14	25	22
Trustworthy	23	20	25	23	13	31	17
Simple	23	20	23	21	20	10	14
Modern	22	24	25	18	9	28	42
Expert	21	19	19	21	18	43	29
Approachable	20	23	23	18	11	15	26
Trendy	20	27	20	13	7	6	47
Honest	19	17	15	22	11	20	13
Budget-Conscious	16	10	24	17	16	17	8
Fun	15	24	10	13	4	4	45
Uptight	14	8	13	13	11	15	12
Accepting	14	12	18	13	11	18	14
Consistent	12	8	16	12	14	17	9
Adventurous	8	9	16	8	7	6	21
Casual	7	10	7	5	7	4	23
Formal	6	7	8	8	8	18	5
Outdated	6	7	8	10	24	12	3
Boring	3	6	6	6	8	4	4



4. Imagine for a moment the [INSERT INDUSTRY] was a person. What types of words and/or descriptions would you use to describe that person? Please select as many of as few adjectives and/or descriptors you'd like.





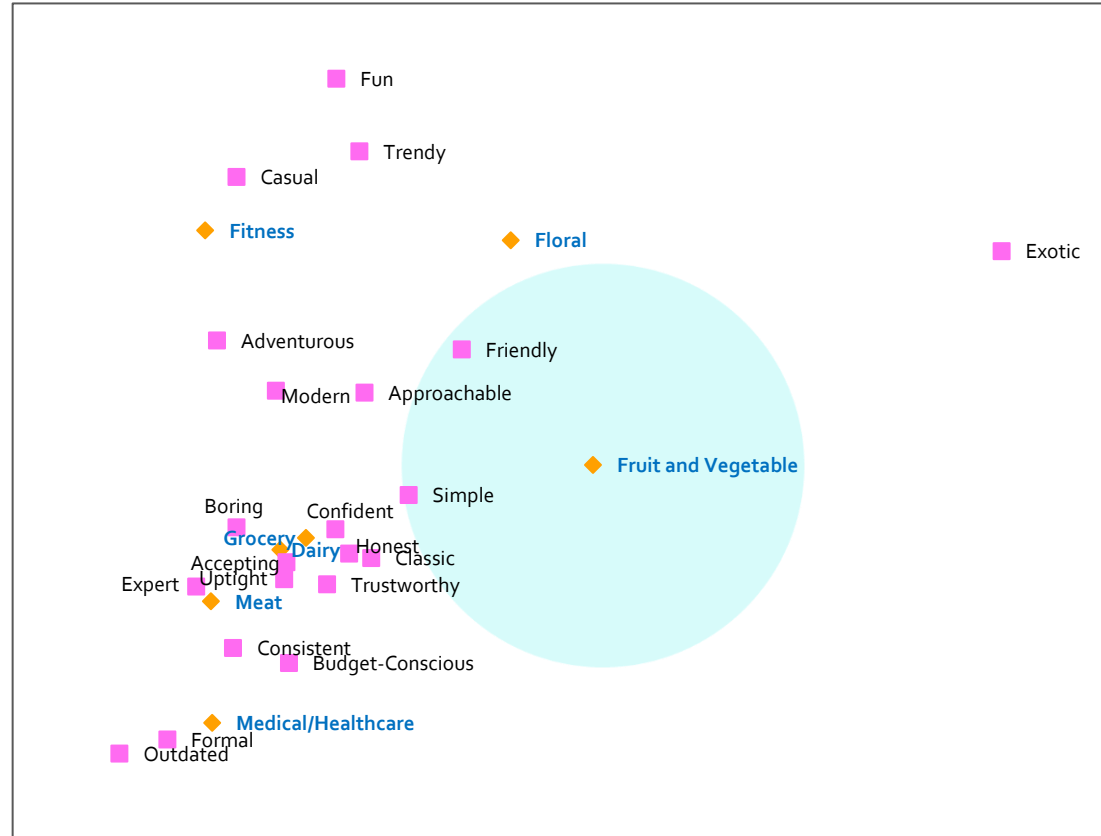
# Germany Industry Personality Correspondence Map

## Correspondence analysis

### What it is:


A mapping technique that allows us to determine which industry attributes are most differentiating for and which attributes would need to be changed to move industry perceptions closer or farther from another industry.

Industries and attributes that are rated similarly are placed close to each other on the map, while those that are rated differently will appear in a different area of the map.



# Floral Industry Findings By Key Segments

		Gender		Generation			
	Total Germany	Male	Female	Gen Z	Millennials	Gen X	Boomers
Total Germany Respondents Evaluating Floral Industry	(507)	(236)	(271)	(26)*	(141)	(166)	(174)
	%	%	%	%	%	%	%
				[Z]	[M]	[X]	[B]
<b><u>Overall Impression of Industry</u></b>							
Very Favorable	8	8	8	4	7	13	5
Very/Somewhat Favorable	38	34	41	49	35	42	31
<b><u>Industry Momentum</u></b>							
On its way up /Improving rapidly	7	7	7	0	8	11	5
On its way up /Improving rapidly or somewhat	28	27	30	22	38	27	23
<b><u>Industry Reputation</u></b>							
Very Favorable	9	7	11	0	8	13	8
Very/Somewhat Favorable	40	38	41	50	42	39	34



## Floral Industry Findings By Key Segments

Gen Z has a favorable impression of the floral industry making it attractive for the best talent.

	Total Germany	Gender		Generation			
		Male	Female	Gen Z	Millennials	Gen X	Boomers
Total Germany Respondents Evaluating Floral Industry	(507)	(236)	(271)	(26)*	(141)	(166)	(174)
	%	%	%	%	%	%	%
				[Z]	[M]	[X]	[B]
Offers unique products and experiences	57	55	59	54	66	52	57
Adapts quickly to meet the needs of consumers	54	49	59	64	54	49	57
Offers affordable options	53	49	57	54	58	48	53
Is trustworthy	53	49	56	66	56	50	47
Is mindful of the environment	47	43	50	54	47	42	48
Is innovative	45	41	49	46	46	39	49
Values diversity, equity and inclusion	44	38	49	69	48	39	35
Makes room for a wide variety of brands	44	41	46	35	47	41	47
Is transparent in its production/service methods	43	40	46	65	47	39	35
Creates products or services worth paying extra for	43	37	48	50	51	40	35
Treats employees fairly	39	33	45	53	46	36	29
Uses technology wisely	38	38	38	35	44	36	36
Helps solve some of society's most pressing problems	31	29	33	57	36	26	21
Promotes individual health	31	28	34	50	35	26	24
Promotes public health	30	28	32	54	32	29	20
Attracts top talent	25	20	30	38	30	23	18



# Floral Industry Findings By Key Segments


		Gender		Generation			
	Total Germany	Male	Female	Gen Z	Millennials	Gen X	Boomers
Total Germany Respondents Evaluating Floral Industry	(507)	(236)	(271)	(26)*	(141)	(166)	(174)
	%	%	%	%	%	%	%
				[Z]	[M]	[X]	[B]
Friendly	44	42	46	50	41	40	49
Classic	35	30	40	42	36	36	30
Exotic	28	28	28	27	30	24	30
Trendy	27	22	31	19	26	23	35
Modern	24	25	24	15	25	28	24
Fun	24	19	28	22	26	21	25
Approachable	23	21	24	27	23	18	26
Trustworthy	20	19	21	19	21	21	18
Simple	20	25	15	19	16	22	20
Expert	19	20	18	8	17	24	19
Confident	19	20	18	11	19	18	21
Honest	17	15	18	12	18	16	17
Accepting	12	10	14	15	13	10	13
Casual	10	11	10	19	12	10	5
Budget-Conscious	10	10	9	7	4	12	13
Adventurous	9	8	10	4	9	10	9
Uptight	8	8	9	11	6	10	8
Consistent	8	9	7	7	7	9	9
Outdated	7	9	6	7	11	7	5
Formal	7	8	5	12	6	7	4
Boring	6	8	4	4	10	4	4

\* Caution: Small base size.



# Shopping Habits

	Total Germany	Gender		Generation				Income	
		Male	Female	Gen Z	Millennials	Gen X	Boomers	Less Than €43,000	€43,000 or More
Total Germany Respondents	(760)	(355)	(405)	(44)	(213)	(250)	(253)	(430)	(292)
	%	%	%	%	%	%	%	%	%
<b><u>Responsibility for Grocery Purchases</u></b>									
Primarily responsible	75	71	79	65	79	79	72	75	75
Share responsibility	25	29	21	35	21	21	28	25	25
<b><u>Frequency of Purchasing Groceries</u></b>									
Several times per week	55	55	55	52	62	58	46	52	59
Once a week	40	41	39	42	32	40	48	42	38
2 to 3 times per month	5	4	5	6	5	3	6	6	3
Once a month	0.2	0	0	0	0	0	1	0	0
Mean times per month:	6.4	6.4	6.4	6.2	6.7	6.6	5.9	6.3	6.6
<b><u>Groceries Purchase on a Regular Basis</u></b>									
Fresh produce (fruits and vegetables)	95	96	95	93	94	96	97	94	97
Beef and/or poultry	79	81	78	71	84	81	75	75	87
Dairy milk	79	80	78	72	80	80	78	74	86
Fresh flowers	33	32	35	36	34	30	36	29	41



# Shopping Habits

	Total Germany	Gender		Generation				Income	
		Male	Female	Gen Z	Millennials	Gen X	Boomers	Less Than €43,000	€43,000 or More
Total Germany Respondents	(760)	(355)	(405)	(44)	(213)	(250)	(253)	(430)	(292)
	%	%	%	%	%	%	%	%	%
<b>Typical Grocery Purchase Locations *</b>									
<b>Supermarket/Grocery Store</b>	99	98	99	97	99	99	99	98	99
Drug Store	36	30	41	42	43	37	24	33	40
<b>Online retailer</b>	20	19	21	18	31	21	8	15	28
Farmer's Market/Farm Store	16	16	17	9	17	17	18	12	22
Mass Merchandiser	14	13	14	22	18	14	5	12	18
Convenience Store	12	14	9	18	16	10	7	12	13
Dollar Store	5	3	6	6	7	4	2	6	3
Warehouse Club	1	1	1	0	2	2	0	0	3

\* Respondents had to purchase from a supermarket/grocery store and/or from an online retailer to qualify for this study.



# Demographic Summary

	Total Germany	Gender		Generation				Income	
		Male	Female	Gen Z	Millennials	Gen X	Boomers	Less Than €43,000	€43,000 or More
Total Germany Respondents	(760)	(355)	(405)	(44)	(213)	(250)	(253)	(430)	(292)
	%	%	%	%	%	%	%	%	%
<b>Gender</b>									
Male	49	100	-	33	45	50	59	44	59
Female	51	-	100	67	55	50	41	56	41
<b>Generation</b>									
Gen Z (18 - 26)	13	9	17	100	-	-	-	16	9
Millennials (27 - 42)	28	26	30	-	100	-	-	24	34
Gen X (43 - 58)	32	33	31	-	-	100	-	28	36
Boomers (59 - 78)	27	33	22	-	-	-	100	32	21
Mean Age:	47.0	49.4	44.6	23.2	35.1	50.8	66.2	47.7	45.9
<b>Marital Status</b>									
Married	39	41	37	9	39	43	49	26	59
Not Married	61	59	62	89	61	56	51	73	41
<b>Employment Status</b>									
Employed	63	64	62	68	85	70	30	49	85
Not Employed	36	35	38	32	14	29	70	50	15



# Demographic Summary

	Total Germany	Gender		Generation				Income	
		Male	Female	Gen Z	Millennials	Gen X	Boomers	Less Than €43,000	€43,000 or More
Total Germany Respondents	(760)	(355)	(405)	(44)	(213)	(250)	(253)	(430)	(292)
	%	%	%	%	%	%	%	%	%
				[Z]	[M]	[X]	[B]		
<b>Education</b>									
Less than high school	29	27	31	29	29	32	25	37	16
High school	35	33	38	37	30	34	42	37	33
College	35	40	31	34	40	34	33	26	50
Median Annual Household Income:	€37.4K	€41.6K	€34.4K	€32.2K	€42.7K	€40.6K	€32.0K	€25.3K	€63.3K
<b>Region</b>									
South Regions	27	27	27	52	25	24	20	24	31
East Regions	26	27	24	15	19	28	33	27	23
West Region	21	21	21	12	26	21	19	20	21
North Regions	14	13	16	14	16	14	14	15	14
Center Regions	13	13	12	8	14	12	14	13	11
Another Area	11	11	11	20	11	10	8	9	14

